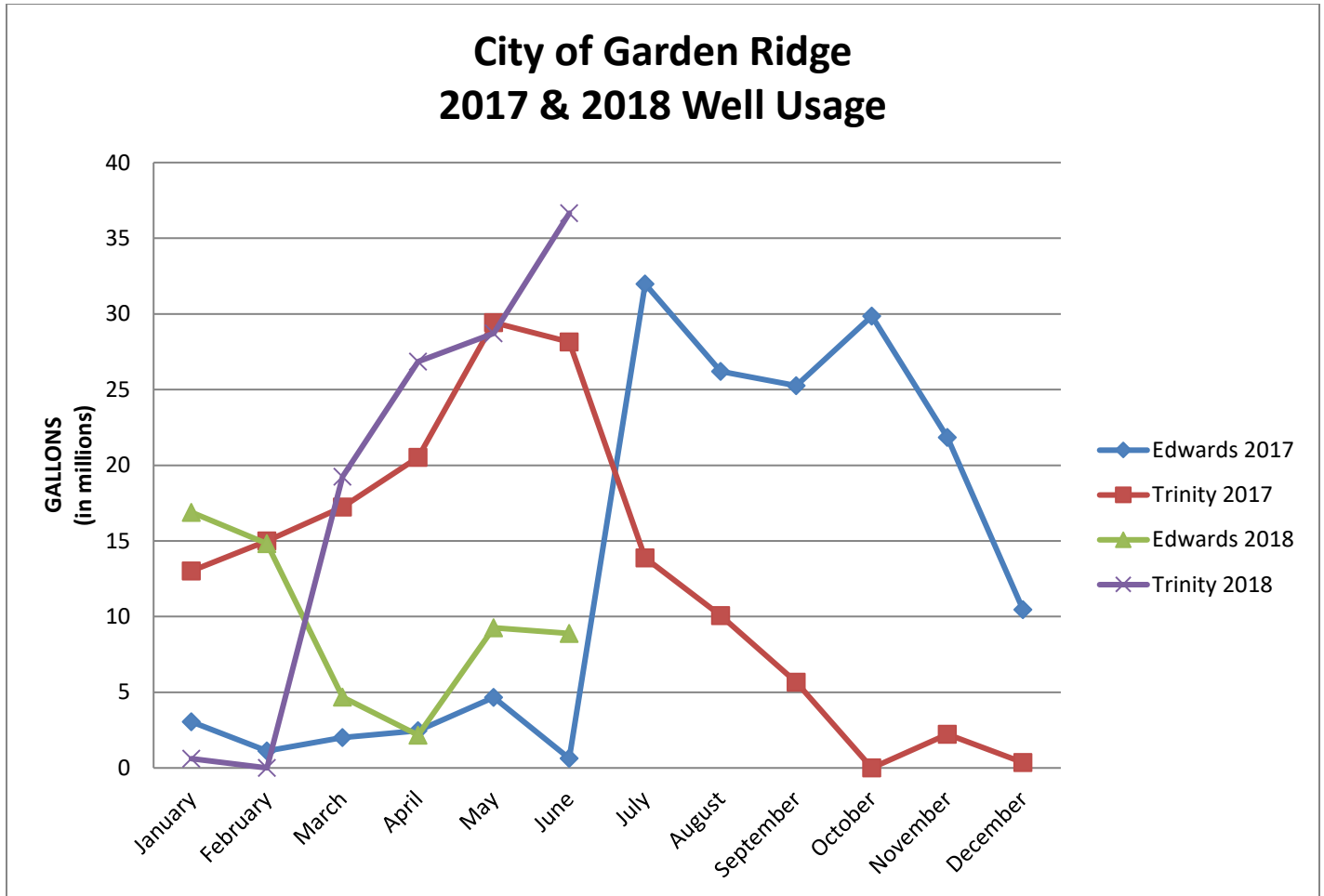




Water Department Report

As of June 30, 2018

2017 & 2018 City of Garden Ridge Well Usage



As of June 30, 2018:

Edwards Wells – 8,896,000 Gallons (27.30 acre feet) have been used.

Trinity Well – 36,657,000 Gallons (112.50 acre feet) have been used.

The City of Garden Ridge has a total of 681.767 acre feet of Edwards Permits. Current amount pumped is 174.067 acre feet, leaving 486.565 acre feet available to pump after EAA reductions. EAA is currently in Drought Stage 2 -30% allotted usage. Currently the City of Garden Ridge is not in an EAA Drought Stage.

2018 Edwards Permits

Type of Permit	TCEQ Permit #	EAA Permit #	Acre Feet
Allocated	CO 00139	P100-767	511.951
Purchased	BE 00109I	P100-327	2.000
Purchased	ME 00417D	P101-185	1.301
Purchased	ME 00479I	P101-315	3.895
Purchased	UV 00437I	P101-699	2.000
Purchased	UV 00461I	P101-752	4.000
Purchased	UV 00478I	P101-801	2.000
Purchased	UV 00537H	P101-959	2.000
Purchased	UV 00576I	P102-040	14.000
Purchased	UV 00630G	P102-146	1.760
Purchased	BE 00081AE	P100-200	62.000
Transfer	CO 00119AA	P102-564	0.660
Transfer		P103-312	4.500
Transfer		P102-416	2.000
Lease	Lloyd Loehman	P107-429	3.000
Lease	M. Friesenhahn	P100-745	65.000
Lease	BVFD	CO 00139	-0.300
Total			681.767

Monthly Averages as of June 30, 2018

Average usage per connection	28,067.16 gallons*
Average usage per day	1,518,433.30 gallons*

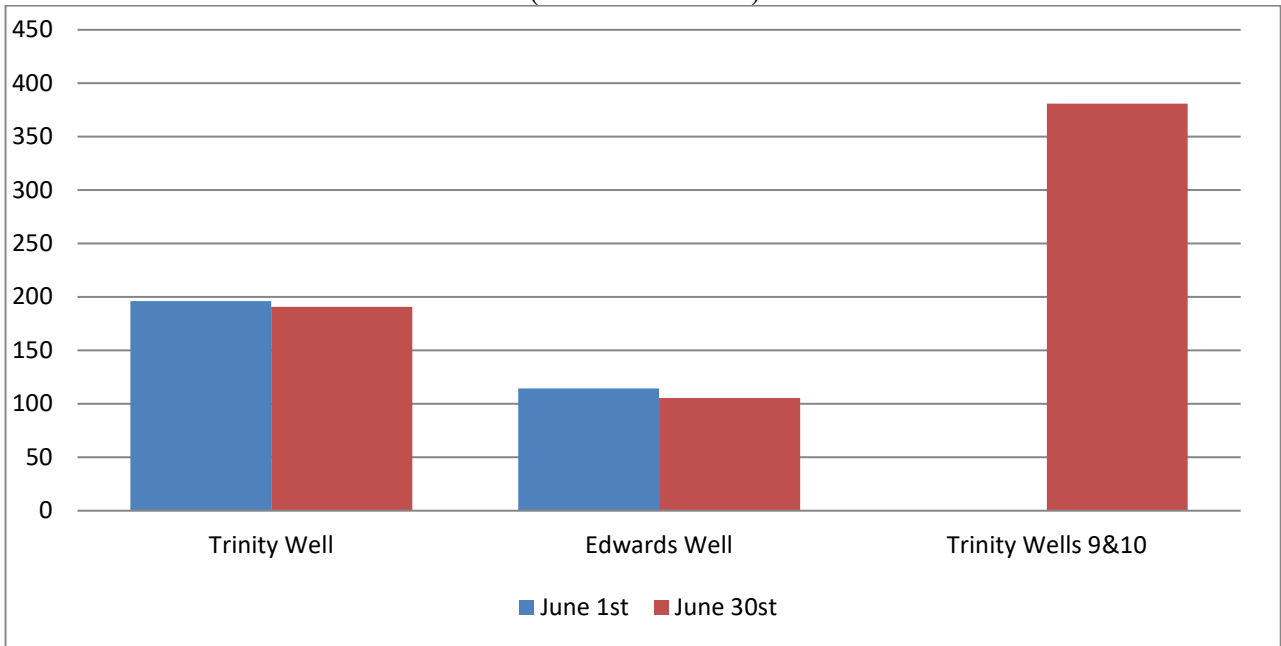
	Year to date for 2018	2017
Water Connections	1,626	1,610

Well Maintenance Schedules

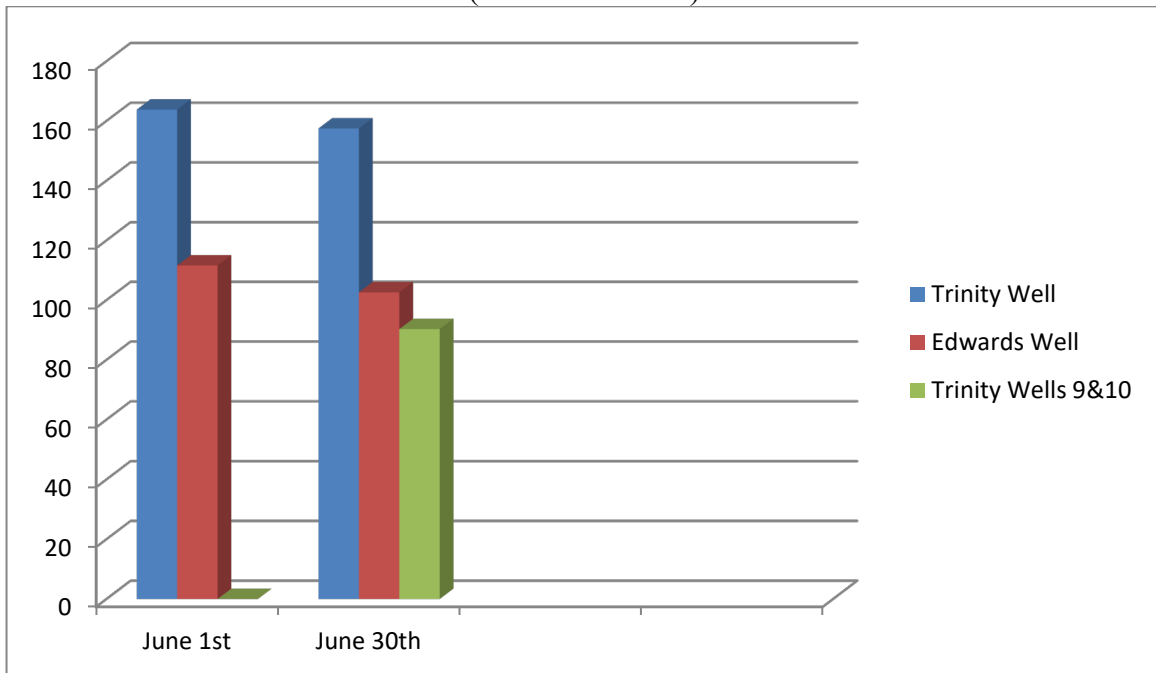
Location of well	Last maintenance preformed	Maintenance based on time or installed	Last test run
F.M. 2252 Edwards Well 5	May 2018	Time	June 2016
F.M. 2252 Edwards Well 7	May 2018	Time	May 2017
Timber Rose Edwards Well 2	May 2005	Time	May 2016
Timber Rose Edwards Well 4	May 2005	Time	May 2016
Elevated Trinity Well 8	August 2017	Time	June 2016
F.M. 3009 Trinity Well 9	August 2017	Installed	April 2018
F.M. 3009 Trinity Well 10	August 2017	Installed	April 2018

Monthly Well Progress

Static Levels (Well Motors Off) (measured in feet)



Pumping Levels (Well Motors Running) (measured in feet)



Water Department Monthly Activities:

Water		Plumbing	
New Meter Installations	3	Sewer Rough-in. #3	3
Meter Replacement	4	Plumbing Rough-in. #6	2
Main Breaks	0	Water Main to House. #8A	6
Service Line Replacement	0	Final House Inspection #9	3
Service Line Leak Repair	0	Irrigation System Inspections.	3
Fire Hydrant Maintenance	0	Water Heater Safety Inspection	1
Leak Adjustment	0	Toilet Rebates	3
Meters Read June 23, 2018	1,626	Washing Machine Rebates	0
Work Orders	127		

Projects:

- 2016 CIP: FM 3009 Well Site came on line and start servicing the City on June 8, 2018. Have not had any problems. Waiting for reply on Well 10 variance.
- Working to improve the Water Department work order and workflow system to assist with making the day to day operations more efficient.
- Started water line installation for Naco Loop waterline.
- TCEQ and EAA water samples completed.

Type of Report	Due Date	Date Submitted
Daily Well/Max EAA Usage/Total Usage	Daily	Run daily
Monthly Well Totals/State Report/ Water Loss	By 5 th of following month	July 2, 2018
EAA Drought Condition Monthly Report	By 10 th of following month	July 2, 2018
Monthly Bacteriological Samples	Monthly 1 st – 7 th	June 6, 2018
Water Commission Report	2 weeks prior to meeting	March 13, 2018
City Council Meeting Report	2 weeks prior to meeting	July 2, 2018
DLQOR 1 st Quarter	April 10 th of current year	April 3, 2018
DLQOR 2 nd Quarter	July 10 th of current year	July 2, 2018
DLQOR 3 rd Quarter	October 10 th of current year	
DLQOR 4 th Quarter	January 10 th of following year	January 10, 2018
CCTGWCD 1 st Quarter	April 10 th of current year	April 3, 2018
CCTGWCD 2 nd Quarter	July 10 th of current year	July 2, 2018
CCTGWCD 3 rd Quarter	October 10 th of current year	
CCTGWCD 4 th Quarter	January 10 th of following year	January 10, 2018
EAA Annual Meter Report	January 31 st of current year	January 25, 2018
TWBD Annual Water Survey	March 1 st of current year	January 31, 2018
EAA Groundwater Conservation Plan	March 31 st , 2018 Due every 3 years	March 28, 2018
TWDB Annual Water Loss Audit	May 1 st of current year	April 24, 2018
Annual Consumer Confidence Report	July 1 st of current year	June 30, 2018
Lead & Copper Samples	June – September 2019 Due every 3 years	

CCTGWCD=Comal County Trinity Groundwater Conservation District

DLQOR=Disinfectant Level Quarterly Operating Report

EAA=Edwards Aquifer Authority

TWBD=Texas Water Development Board

Employee Updates: