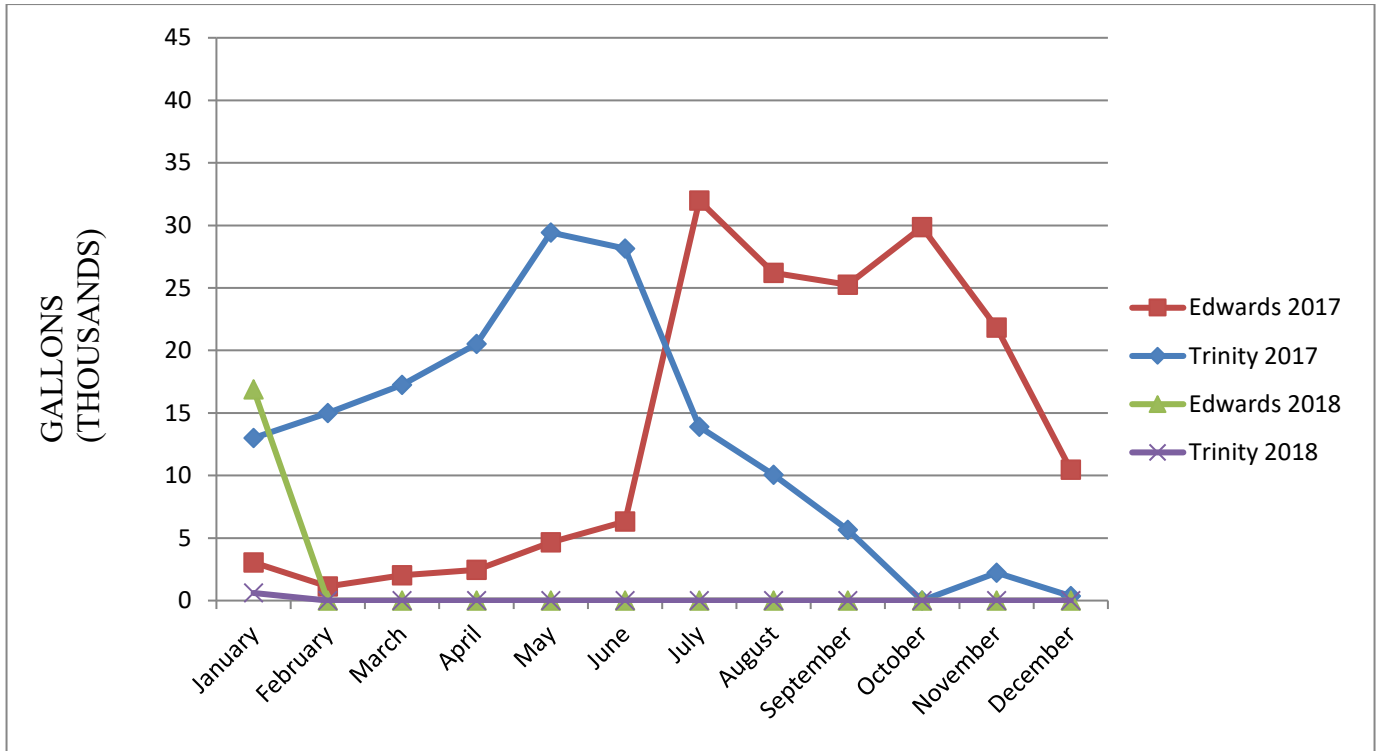




## Water Department Report

As of January 31, 2018

### 2017 & 2018 City of Garden Ridge Well Usage



As of January 31, 2018:

Edwards Wells – 16,894,000 Gallons (37.70 acre feet) have been used.

Trinity Well – 608,000 Gallons (1.866 acre feet) have been used.

**The City of Garden Ridge has a total of 685.77 Acre Feet of Edwards Permits – 53.71 acre feet used = 632.06 acre feet unused. Currently in EAA Drought Stage 0.**

*2018 YTD water usage has increased by a total of 1,451,000 gallons\* than in 2017. \* It is a full month.*

### 2017 Edwards Permits

Type of Permit	TCEQ Permit #	EAA Permit #	Acre Feet
Allocated	CO 00139	P100-767	511.951
Purchased	BE 00109I	P100-327	2.000
Purchased	ME 00417D	P101-185	1.301
Purchased	ME 00479I	P101-315	3.895
Purchased	UV 00437I	P101-699	2.000
Purchased	UV 00461I	P101-752	4.000
Purchased	UV 00478I	P101-801	2.000
Purchased	UV 00537H	P101-959	2.000
Purchased	UV 00576I	P102-040	14.000
Purchased	UV 00630G	P102-146	1.760
Purchased	BE 00081AE	P100-200	62.000
Transfer	CO00119AA	P102-564	0.660
Transfer		P103-312	4.500
Transfer		P102-416	2.000
Transfer	Keith Zars Pools	P106-186	1.000
Lease	Lloyd Loehman	P107-429	3.000
Lease	M. Friesenhahn	P100-745	65.000
Lease	BVFD	P102-302	-0.300
Lease	L. Timmermann		3.000
<b>Total</b>			<b>685.77</b>

### Monthly Averages as of January 24, 2018

Average usage per connection	8,006.83 gallons*
Average usage per day	537,125.00 gallons*

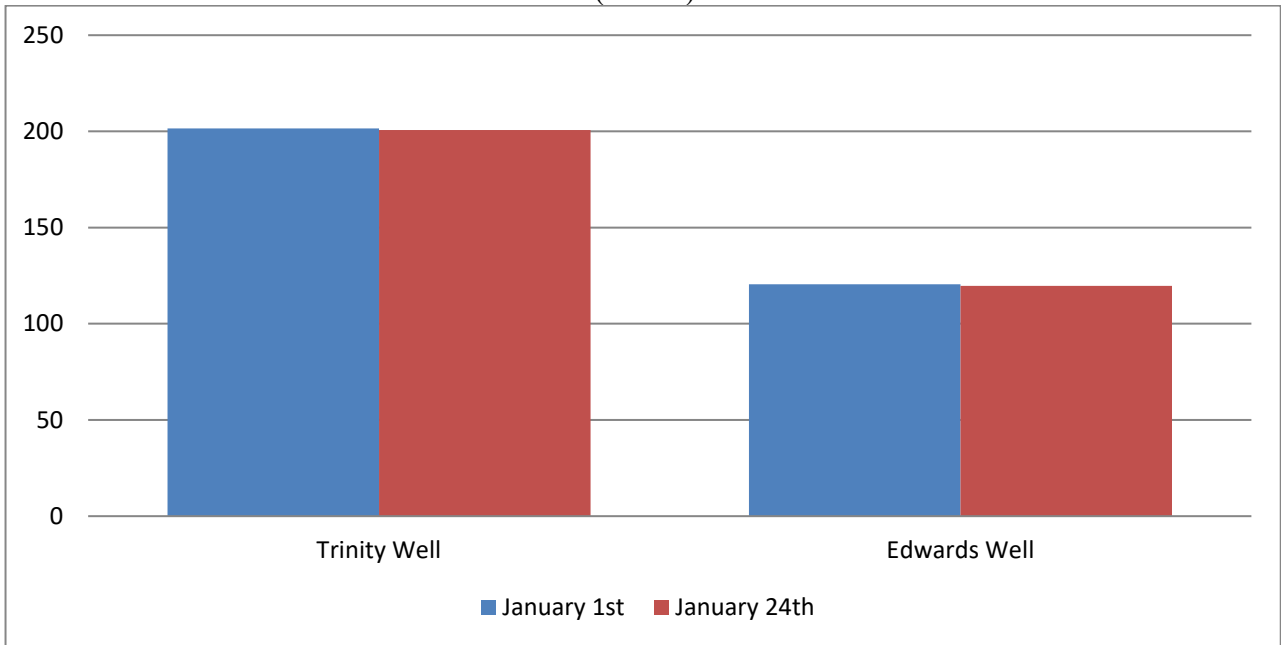
	Year to date for 2018	2017
Water Connections	1610	1610

### Well Maintenance Schedules

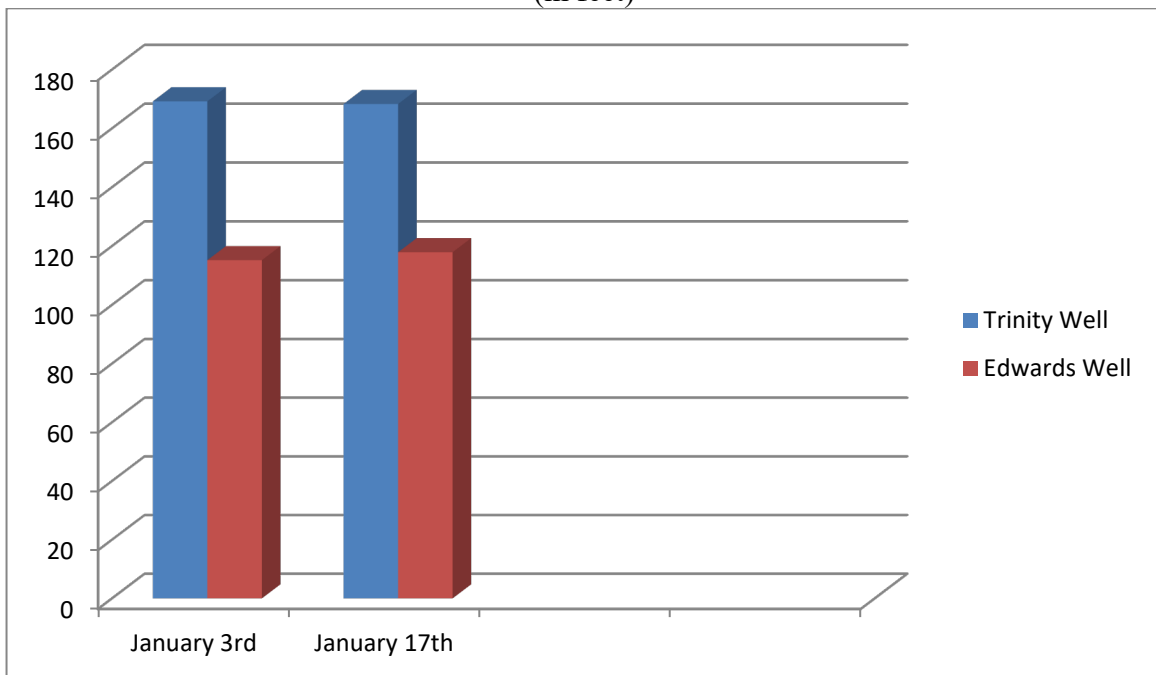
F.M. 2252 Edwards Well 5	last maintenance 6/16 (based on time), last test	6/16
F.M. 2252 Edwards Well 7	last maintenance 5/17 (based on time), last test	5/17
Timber Rose Edwards Well 2	last maintenance 5/05 (based on time), last test	6/16
Timber Rose Edwards Well 4	last maintenance 5/05 (based on time), last test	6/16
Elevated Trinity Well 8	last maintenance 8/17 (based on time), last test	6/16
F.M. 3009 Trinity Well 9	last maintenance 8/17 (Install), last test	8/17
F.M. 3009 Trinity Well 10	last maintenance 8/17 (Install), last test	8/17

# Monthly Well Progress

## Static Levels (in feet)



## Pumping Levels (in feet)



## Water Department Monthly Activities:

<b>Water</b>		<b>Plumbing</b>	
New Meter Installations	3	New Service Line Inspections	5
Meter Replacement	5	Irrigation System Inspections	6
Main Breaks	0	Water Heater Safety Inspections	7
Service Line Replacement	1	Home Inspections	10
Service Line Leak Repair	0	Toilet Rebates	0
Fire Hydrant Maintenance	15	Washing Machine Rebates	0
Leak Adjustment	0		
Meters Read	1610		
Work Orders	167		

### Projects:

2016 CIP-Concrete is poured for the building foundations at the new 3009 well site; High Speed service pumps arrived and are being set

### Reports

### DUE

### SUBMITTED

EAA Drought Condition Monthly Report	N/A	
EAA Annual Meter Report	31 January 2018	25 January 2018
State Water Report	5 February 2018	N/A
Disinfectant Level Quarterly Operating Report	10 January 2018	10 January 2018
Comal County Trinity Ground Water Conservation District (CCTGWCD)	10 January 2018	10 January 2018
Texas Water Board Water Audit/Survey	31 March 2018	

### Employee Updates: