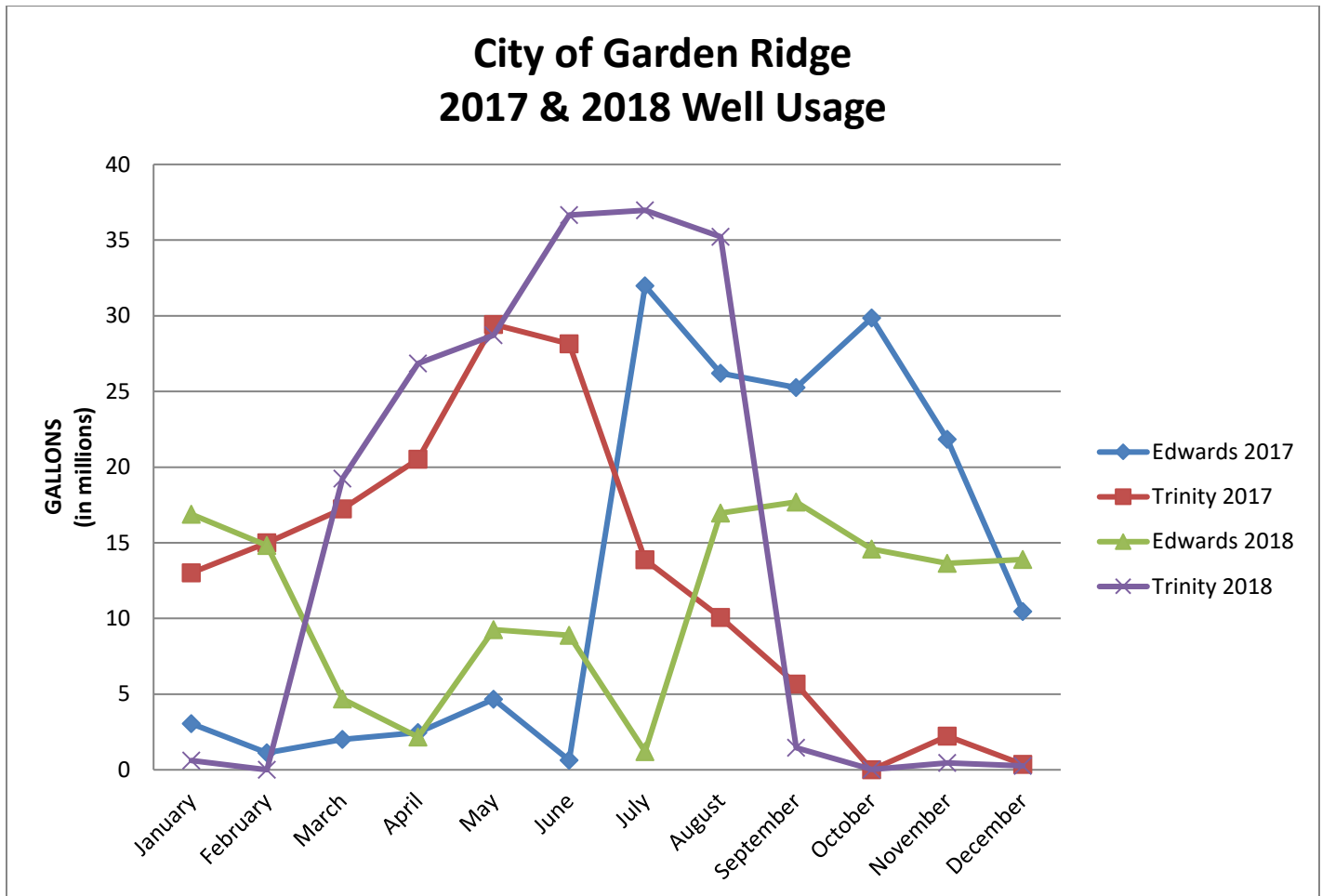




Water Department Report

As of December 31, 2018

2017 & 2018 City of Garden Ridge Well Usage



As of December 31, 2018:

Edwards Wells – 13,899,000(42.654 acre feet) have been used.

Trinity Well – 263,000(0.81 acre feet) have been used.

The City of Garden Ridge has a total of 712.287 acre feet of Edwards Permits. Current amount pumped is 413.414 acre feet, leaving 298.873 acre feet available to pump after EAA reductions. Currently the City of Garden Ridge is not in an EAA Drought Stage.

2018 Edwards Permits

Type of Permit	TCEQ Permit #	EAA Permit #	Acre Feet
Allocated	CO 00139	P100-767	541.471
Purchased	BE 00109I	P100-327	2.000
Purchased	ME 00417D	P101-185	1.301
Purchased	ME 00479I	P101-315	3.895
Purchased	UV 00437I	P101-699	2.000
Purchased	UV 00461I	P101-752	4.000
Purchased	UV 00478I	P101-801	2.000
Purchased	UV 00537H	P101-959	2.000
Purchased	UV 00576I	P102-040	14.000
Purchased	UV 00630G	P102-146	1.760
Purchased	BE 00081AE	P100-200	62.000
Transfer	CO 00119AA	P102-564	0.660
Transfer		P103-312	4.500
Transfer		P102-416	2.000
Lease	Lloyd Loehman	P107-429	3.000
Lease	M. Friesenhahn	P100-745	65.000
Lease	Keith Zars Pools	P108-775	1.000
Lease	BVFD	CO 00139	-0.300
Total			712.287

Monthly Averages as of December 31, 2018

Average usage per connection	8,656.44 gallons*
Average usage per day	456,838.7 gallons*

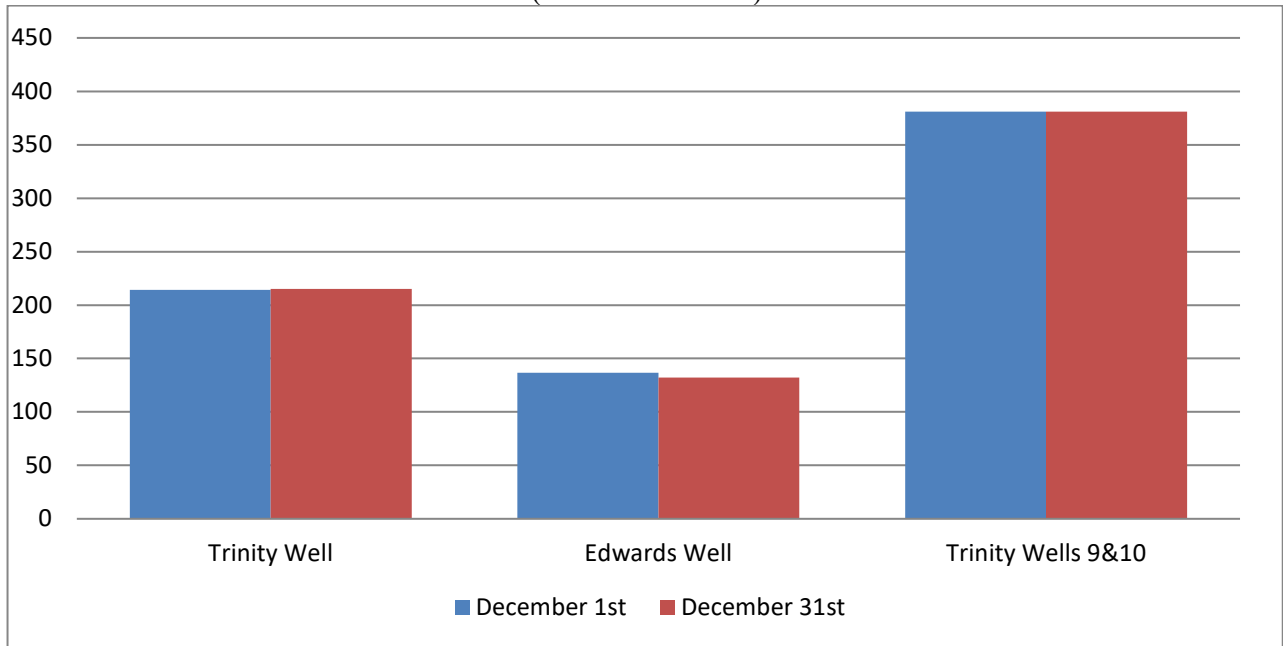
	Year to date for 2018	2017
Water Connections	1,631	1,610

Service Pumps and Well Motors Maintenance Schedules

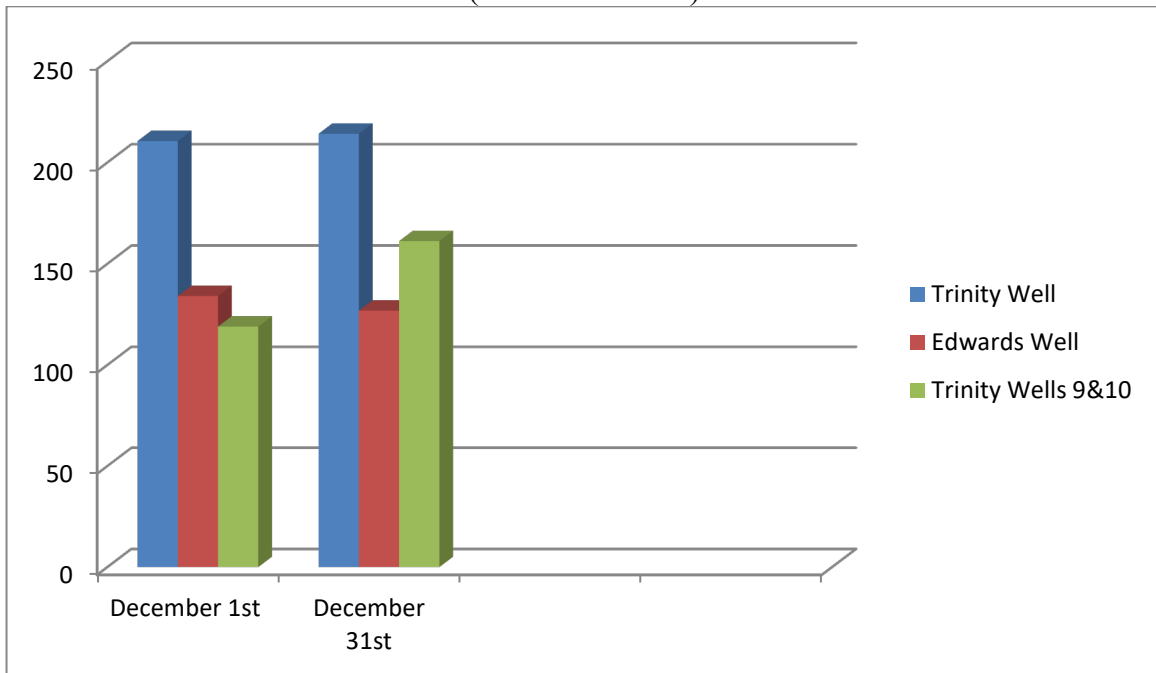
Location of High Speed Service Pumps shp: Shaft Horse Power	Maintenance preformed based on 3,000 hours or annually.	Well motors maintenance based on 3,000 Hours or annually, Submersible based on 5 years or as needed.	Last time well motor was serviced or well motor pulled
F.M. 2252 Pump #1 125 shp	May 2018	Well #2 Turbine Motor	June 2016
F.M. 2252 Pump #2 125 shp	May 2018	Well #5 Turbine Motor	May 2017
Timber Rose Pump #1 50 shp	May 2016	Well #1 Submersible	May 2005
Timber Rose Pump #2 50 shp	May 2016	Well #3 Submersible	May 2005
Elevated Pump #1 125 shp	August 2017	Trinity Well #8 Submersible	June 2016
Elevated Pump #2 125 shp	August 2017	N/A	N/A
F.M. 3009 Pump #1 125 shp	August 2018	Well #9 Submersible	April 2017
F.M. 3009 Pump #2 125 shp	August 2018	Well #10 Submersible	April 2017

Monthly Well Progress

Static Levels (Well Motors Off) (measured in feet)



Pumping Levels (Well Motors Running) (measured in feet)



Water Department Monthly Activities:

Water		Plumbing*	
New Meter Installations	3	Sewer Rough-in. #3	4
Meter Replacement	2	Plumbing Rough-in. #6	3
Main Breaks	0	Water Main to House. #8A	4
Service Line Replacement	0	Final House Inspection #9	3
Service Line Leak Repair	0	Irrigation System Inspections.	2
Fire Hydrant Maintenance	13	Water Heater Safety Inspection	3
Leak Adjustment	0	Toilet Rebates	0
Meters Read June 23, 2018	1,631	Washing Machine Rebates	0
Work Orders	131		

*Plumbing inspection Activities inaccurate due to Plumbing Inspectors availability

Projects:

- Working to improve the Water Department work order and workflow system to assist with making the day to day operations more efficient.
- TCEQ and EAA water samples completed.

Type of Report	Due Date	Date Submitted
Daily Well/Max EAA Usage/Total Usage	Daily	Run daily
Monthly Well Totals/State Report/ Water Loss	By 5 th of following month	November 5,2018
EAA Drought Condition Monthly Report	By 10 th of following month	November 5,2018
Monthly Bacteriological Samples	Monthly 1 st – 7 th	November 15,2018
Water Commission Report	2 weeks prior to meeting	January 2, 2019
City Council Meeting Report	2 weeks prior to meeting	January 2, 2019
DLQOR 1 st Quarter	April 10 th of current year	April 3,2018
DLQOR 2 nd Quarter	July 10 th of current year	July 2, 2018
DLQOR 3 rd Quarter	October 10 th of current year	October 2, 2018
DLQOR 4 th Quarter	January 10 th of following year	January 10, 2018
CCTGWCD 1 st Quarter	April 10 th of current year	April 3, 2018
CCTGWCD 2 nd Quarter	July 10 th of current year	July 2, 2018
CCTGWCD 3 rd Quarter	October 10 th of current year	October 2, 2018
CCTGWCD 4 th Quarter	January 10 th of following year	January 10, 2018
EAA Annual Meter Report	January 31 st of current year	January 25, 2018
TWBD Annual Water Survey	March 1 st of current year	January 31, 2018
EAA Groundwater Conservation Plan	March 31 st , 2018 Due every 3 years	March 28, 2018
TWDB Annual Water Loss Audit	May 1 st of current year	April 24, 2018
Annual Consumer Confidence Report	July 1 st of current year	June 30, 2018
Lead & Copper Samples	June – September 2019 Due every 3 years	

CCTGWCD=Comal County Trinity Groundwater Conservation District

DLQOR=Disinfectant Level Quarterly Operating Report

EAA=Edwards Aquifer Authority

TWBD=Texas Water Development Board

Employee Updates: